





ACHIEVE 3000 STEPS

1. Locate the Correct Article on the Home Page & Click “Start Lesson”
2. Read the “Before Reading Poll” Question & “Agree” or “Disagree”
3. Next “Explain why you voted the way you did” with **At Least 2 Complete Sentences.**
4. Click the “Submit” then “OK” button
5. Click the Green “Article” button
6. Read the Article carefully
 - a. Listen to your vocab words
 - b. Take notes under “Setting The Purpose” 
7. Click the “” to go to Pg. 2
8. Click the “Activity” button
9. Complete the Activity questions
 - a. Use the **REFER TO ARTICLE**
 - b. Read questions carefully & ask me if you are not sure
10. View Results — 1st Try Score is your grade for the article
11. Click the “After Reading Poll” button
12. Complete the Poll Question again
 - a. Click “Submit” then “OK” to answering the poll
13. Click “Thought Question” button
14. Complete **ALL** of the Thought Question
 - a. Read the Questions, Answer them **ALL**, Click the “Include In Your Answer” button
 - b. RE-READ your answers, then Revise & Edit your response.
15. Click “Submit” button for your Thought Question
16. Go back to your Mailbox and start another Article from the board.

ACHIEVE 3000 STEPS

1. Locate the Correct Article on the Home Page & Click “Start Lesson”
2. Read the “Before Reading Poll” Question & “Agree” or “Disagree”
3. Next “Explain why you voted the way you did” with **At Least 2 Complete Sentences.**
4. Click the “Submit” then “OK” button
5. Click the Green “Article” button
6. Read the Article carefully
 - a. Listen to your vocab words
 - b. Take notes under “Setting The Purpose” 
7. Click the “” to go to Pg. 2
8. Click the “Activity” button
9. Complete the Activity questions
 - a. Use the **REFER TO ARTICLE**
 - b. Read questions carefully & ask me if you are not sure
10. View Results — 1st Try Score is your grade for the article
11. Click the “After Reading Poll” button
12. Complete the Poll Question again
 - a. Click “Submit” then “OK” to answering the poll
13. Click “Thought Question” button
14. Complete **ALL** of the Thought Question
 - a. Read the Questions, Answer them **ALL**, Click the “Include In Your Answer” button
 - b. RE-READ your answers, then Revise & Edit your response.
15. Click “Submit” button for your Thought Question
16. Go back to your Mailbox and start another Article from the board.